


TENTH EDITION

The Living World

George B. Johnson

Washington University
St. Louis, Missouri



Mc
Graw
Hill



THE LIVING WORLD, TENTH EDITION

Published by McGraw-Hill Education, 2 Penn Plaza, New York, NY 10121. Copyright ©2021 by McGraw-Hill Education. All rights reserved. Printed in the United States of America. Previous editions ©2018, 2015, and 2012. No part of this publication may be reproduced or distributed in any form or by any means, or stored in a database or retrieval system, without the prior written consent of McGraw-Hill Education, including, but not limited to, in any network or other electronic storage or transmission, or broadcast for distance learning.

Some ancillaries, including electronic and print components, may not be available to customers outside the United States.

This book is printed on acid-free paper.

1 2 3 4 5 6 7 8 9 LWI 24 23 22 21 20

ISBN 978-1-260-25905-6 (bound edition)

MHID 1-260-25905-6 (bound edition)

ISBN 978-1-260-49499-0 (loose-leaf edition)

MHID 1-260-49499-3 (loose-leaf edition)

Portfolio Manager: *Andrew Urban*

Product Developer: *Melisa Seegmiller*

Senior Marketing Manager: *Britney Ross*

Senior Content Project Manager: *Vicki Krug*

Content Project Manager: *Rachael Hillebrand*

Senior Buyer: *Laura Fuller*

Lead Designer: *David W. Hash*

Content Licensing Specialist: *Abbey Jones*

Cover Image: *Shutterstock/Waraphorn Aphai*

Compositor: *MPS Limited*

All credits appearing on page or at the end of the book are considered to be an extension of the copyright page.

Library of Congress Cataloging-in-Publication Data

Johnson, George B. (George Brooks), 1942- author.

The living world / George B. Johnson, Washington University, St. Louis, Missouri.

Tenth edition. | New York : McGraw-Hill Education, 2021. | Includes index.

LCCN 2019043674 (print) | LCCN 2019043675 (ebook) | ISBN 9781260259056 (hardcover) |

ISBN 9781260494983 (ebook other)

LCSH: Biology.

LCC QH308.2 .J62 2021 (print) | LCC QH308.2 (ebook) | DDC 570—dc23

LC record available at <https://lccn.loc.gov/2019043674>

LC ebook record available at <https://lccn.loc.gov/2019043675>

The Internet addresses listed in the text were accurate at the time of publication. The inclusion of a website does not indicate an endorsement by the authors or McGraw-Hill Education, and McGraw-Hill Education does not guarantee the accuracy of the information presented at these sites.

mheducation.com/highered

Brief Contents

Chapter 0 Studying Biology 1

UNIT ONE | THE STUDY OF LIFE

Chapter 1 The Science of Biology 13

UNIT TWO | THE LIVING CELL

Chapter 2 The Chemistry of Life 33

Chapter 3 Molecules of Life 49

Chapter 4 Cells 69

Chapter 5 Energy and Life 105

Chapter 6 Photosynthesis: Acquiring Energy from the Sun 119

Chapter 7 How Cells Harvest Energy from Food 137

UNIT THREE | THE CONTINUITY OF LIFE

Chapter 8 Mitosis 155

Chapter 9 Meiosis 173

Chapter 10 Foundations of Genetics 187

Chapter 11 DNA: The Genetic Material 220

Chapter 12 How Genes Work 238

Chapter 13 Genomics and Biotechnology 258

UNIT FOUR | THE EVOLUTION AND DIVERSITY OF LIFE

Chapter 14 Evolution and Natural Selection 288

Chapter 15 How We Name Living Things 324

Chapter 16 Prokaryotes: The First Single-Celled Creatures 342

Chapter 17 Protists: Advent of the Eukaryotes 367

Chapter 18 Fungi Invade the Land 391

UNIT FIVE | EVOLUTION OF ANIMALS

Chapter 19 Evolution of the Animal Phyla 407

Chapter 20 History of the Vertebrates 447

Chapter 21 How Humans Evolved 473

UNIT SIX | ANIMAL LIFE

Chapter 22 The Animal Body and How It Moves 487

Chapter 23 Circulation 511

Chapter 24 Respiration 529

Chapter 25 The Path of Food Through the Animal Body 545

Chapter 26 Maintaining the Internal Environment 565

Chapter 27 How the Animal Body Defends Itself 581

Chapter 28 The Nervous System 603

Chapter 29 The Senses 626

Chapter 30 Chemical Signaling Within the Animal Body 642

Chapter 31 Reproduction and Development 659

UNIT SEVEN | PLANT LIFE

Chapter 32 Evolution of Plants 683

Chapter 33 Plant Form and Function 703

Chapter 34 Plant Reproduction and Growth 722

UNIT EIGHT | THE LIVING ENVIRONMENT

Chapter 35 Populations and Communities 743

Chapter 36 Ecosystems 769

Chapter 37 Behavior and the Environment 795

Chapter 38 Human Influences on the Living World 817

Preface

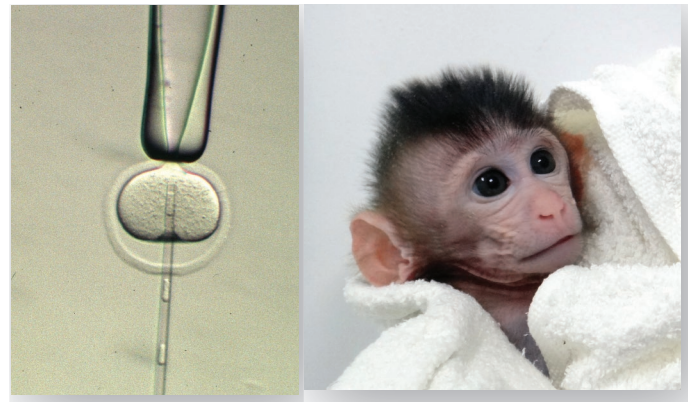
Teaching Science as a Process

We are all of us scientists. We live in a world where science impacts our lives daily. Atomic bombs are the product of science, and so are antibiotics and cancer treatments. This year, human babies had their genes edited, and climate change was debated in the halls of Congress. What are we to make of the science that is forming the world in which we will live our lives? How do we know what to fear and what to seek? The first step is to understand how science is done. How does a scientist “know” something? Understanding how to evaluate a scientific claim has become a necessary tool for every educated citizen.

Analyzing Important Experiments Biology is at its core a detective story. Over many years, scientists have performed experiments to solve mysteries. Faced with a question, they have, like Sherlock Holmes, devised ways to test alternative possibilities. And it doesn't stop there. Learning the answer to one question has led scientists to other questions, addressed by other experiments. Every major concept taught to students taking a biology course is the result of a chain of experiments. In this text, you will analyze many of the most important experiments that have taught us what we know. By seeing how scientists conducted the experiments, you can see how scientists think and how ideas are tested.

Take, for example, the scientific question faced by a biologist named Peter Agre. Scientists had learned that plasma membranes, the skin of cells, are double layers of an oily substance called lipid. Water cannot pass through oil, so how can water enter cells? On page 76, you can follow the experiments Agre used to solve this mystery, experiments that won him the Nobel Prize. Often, a chain of experiments underlie our understanding. In chapter 11, you will follow a chain of experiments by Griffith, Avery, Hershey and Chase, Wilkins, and Meselson and Stahl that led to an ever-clearer understanding of DNA as the hereditary material. In *The Living World*, you will take a detailed look at over 60 experiments that have formed the conceptual framework of modern biology.

Inquiry and Analysis One of the most important things you will take away from this course is the ability to judge scientific claims you will encounter as a citizen long after college is over. Studying past experiments that have taught us what we know about biology is one step in this direction. Another way of learning this important skill is to actually do the analysis yourself. Every chapter of this text ends with an *Inquiry & Analysis* feature, a full-page presentation of an actual scientific investigation that requires you to formulate an experiment, analyze the data, and reach conclusions. The best way to learn how science is done is to do it.



(a) Handout/Getty Images; (b) Courtesy Yongchang Chen, PhD

Linking Biology to Everyday Life

Biology isn't all dry stuff, complex chemical pathways to memorize, and strange-sounding terms to learn. Biology affects you personally, in your own everyday life. As you proceed through *The Living World*, you will encounter a variety of features linking a chapter's contents to your everyday world.

Relevancy Readings Throughout *The Living World* are full-page features devoted to how today's biology affects you:

Answering Your Questions About A lot of today's biology affects you directly, raising a variety of interesting questions concerning matters like vaping and e-cigarettes, energy drinks, medical marijuana, LGBTQ matters and the science behind sexual orientation, the opioid crisis, and gene editing of human babies.

Biology and Staying Healthy Many aspects of biology will impact your own health, and are worth a closer look. They include what you eat—diets like the currently popular Paleo diet, and chemicals like the bisphenol A found in the clear plastic lining of canned foods. Protecting your genes from DNA-attacking chemicals in cigarettes and DNA-damaging UV radiation in tanning booths will be very important to your healthy future.

Today's Biology Many of today's advances in biology are affecting society in important and interesting ways. They allow you to trace your family history with DNA, eat test-tube hamburgers, meet babies with three parents, and look for life on other planets.

A Closer Look Sometimes it's fun to take a closer look. *A Day In the Life of Your Body*, for example, lets you see how often your heart beats and how much blood it pumps, how often your lungs inhale and how much air moves in and out, how fast your hair and fingernails grow, and other fascinating events. *A Sense of Where You Are* teaches you how LeBron James is able to sink a jump shot without looking at the basket.

Relevancy Modules Comprehensive *Relevancy Modules* correspond to each unit of *The Living World*. These modules demonstrate the connections between biological content and topics that are of interest to society as a whole. Each module consists of an overview of basic scientific concepts, and then a closer look at the application of these concepts to the topic. Assessment questions specific to the module are also available.

These modules are available as a supplementary e-book to this text within *Connect*, and may be assigned by your instructor for use in the classroom. Examples of topics covered include cancer biology, fermentation science, weed evolution, antibiotic resistance, mega crops, the biology of weight gain, and climate change. New topics are planned for launch each year to keep this resource current.

Relevancy Videos: BioNOW Like the *Inquiry & Analysis* feature at the end of each chapter of *The Living World*, *BioNOW* videos narrated and produced by educator Jason Carlson provide a relevant, applied approach that allows students to feel they can actually do and learn biology themselves. While tying directly to the content of your course, the series of videos helps you relate your daily life to the biology you are learning.



Each video provides an engaging and entertaining story about applying the science of biology to a real situation or problem. Attention is given to using tools and techniques that the average person would have access to, so you can see science has something you yourself can do and understand.

Relevancy Readings

Answering Your Questions About...

Energy Drinks 62
 Medical Marijuana 133
 Vaping 539
 Food Labels 548
 Test-Tube Hamburgers 550
 The Opioid Crisis 614
 Global Warming 822

Biology and Staying Healthy

Anabolic Steroids in Sports 64
 The Paleo Diet 112
 Fad Diets and Impossible Dreams 151
 Curing Cancer 168
 Protecting Your Genes 232
 Silencing Genes to Treat Disease 253
 Drugs from Dirt 352
 The Death Zone 362
 Losing Bone—Osteoporosis 496
 Heart Disease Will Kill Many of Us 525
 How Hormones Control Your Kidney's Functions 576
 AIDS Drugs Target Different Phases of the HIV Infection Cycle 599
 The Type II Diabetes Epidemic 650
 Why Don't Men Get Breast Cancer? 653

Today's Biology

Acid Rain 44
 Prions and Mad Cow Disease 57
 When Membranes Don't Work Right 80
 Tracing Your Family History with DNA 183
 Does Environment Affect I.Q.? 200
 The Y Chromosome—Men Really Are Different 209
 DNA Fingerprinting 225
 The Father's Age Affects the Risk of Mutation 231
 DNA and the Innocence Project 266
 Darwin and Moby Dick 298
 DNA "Bar Codes" 332
 Has Life Evolved Elsewhere? 346
 Fish Out of Water 443
 Meet Our Hobbit Cousin 481
 Race and Medicine 483
 On Being a Whale 532
 Invasion of the Killer Bees 764
 The Global Decline in Amphibians 827

A Closer Look

Pulling an All-Nighter 5
 Where Are All My Socks Going? 25
 How Water Crosses the Plasma Membrane 76
 Metabolic Efficiency and the Length of Food Chains 143
 Beer and Wine—Products of Fermentation 149
 CRISPR-Edited Human Babies 284
 Putting Intelligent Design to the Test 304
 Diversity Is Only Skin Deep 437
 Dinosaurs 462
 Are Birds Dinosaurs? 465
 A Day in the Life of Your Body 505
 A Sense of Where You Are 618
 How the Platypus Sees with Its Eyes Shut 638
 The Biology of Sexual Orientation 678
 Air-Cleaning Plants 714
 Biological Clocks 738
 Character Displacement Among Darwin's Finches 759
 The Dance Language of the Honeybee 809

New to This Edition

Editing Your Genes

The most exciting advances since this text's last edition have involved the widespread application of a new, easy-to-use tool called CRISPR that allows researchers to edit genes. As described in chapter 13 on pages 280–28, CRISPR is being used to treat human diseases on many fronts, including developing a potential cure for AIDS, facilitating organ transplants from pigs(!), correcting disease-causing mutations such as cystic fibrosis and sickle-cell disease, and genetically modifying a patient's own blood cells to fight leukemia.

CRISPR-Edited Human Babies

The invention of gene editing with CRISPR has led quickly to an ethical nightmare. As recounted in chapter 13 on page 284, a Chinese researcher in November of 2018 announced he had used CRISPR to edit the genomes of human babies! Do you see the problem? In the CRISPR applications described in the preceding paragraph, DNA was edited in the somatic (body) tissues of adults, changes that could not be passed on to future generations. As described on page 284, the Chinese researcher edited the DNA of a single-cell embryo. This alters all the tissues that derive from it, germ-line as well as somatic—the changes he created with CRISPR will be passed on in the germ line to future human generations.

Metazoan Tree of Life

The classification of animals has until recently been based on close examination of their bodies, animals with similar traits being grouped together. Traits shared by many kinds of animals—like having body segments—have been judged fundamental. With the advent of DNA sequencing, genomes can now be compared directly, which has led to the more detailed understanding of the animal family tree presented in chapter 19.

The Opioid Crisis

Opioids have been used as painkillers since 1806, when a German chemist isolated the active chemical ingredient of opium, calling it morphine. In an attempt to lessen addiction,

morphine was chemically modified in 1898, but the modified form, heroin, proved even more addictive. In 1924, a substitute opioid was invented called oxycodone. Marketed as less addictive than heroin, it became widely used in the 1950s. By 2010, a continuous-release form called OxyContin reached over \$3 billion in annual sales. Tragically, pharmaceutical marketing had downplayed the danger of their new painkiller: as detailed in chapter 28 on page 612, these next-generation opioids are actually quite addictive. And addicts often seek more powerful forms like fentanyl, increasing the danger of fatal overdoses. The Center for Disease Control reports that 47,600 Americans died of opioid overdoses in 2017, almost triple the number of fatal overdoses 10 years earlier. On the day you read this, a hundred more will die.

A Sense of Where You Are

How is a basketball superstar like LeBron James able to sink a jump shot without looking at the basket? Seeking an answer to this question, explored in chapter 28 on page 618, has led to two recent Nobel Prizes and a lot of rat races through mazes. Researchers were able to show that your brain keeps a “map” of where you are in three dimensions and constantly updates it as you move through space.



Maddie Meyer/Staff/Getty Images



Shutterstock/Ostancov Vladislav

Human Sexual Orientation

Adult sexual behavior is determined by the activation, early in development, of fetal genes located on the Y chromosome that lead to secretion of the hormone testosterone. This testosterone acts on the brain of the fetus in a way that determines that individual's future sexual behavior. Depending upon its action, the sexual orientation of the individual will be to persons of the opposite gender (heterosexual or "straight"), to the same gender (homosexual), or to both genders (bisexual). Non-heterosexual individuals commonly refer to themselves as LGBTQ (lesbian, gay, bisexual, transgender, queer). The CDC estimates the number of these individuals as 5% of the total U.S. population—some 13 million LGBTQ individuals. As discussed in chapter 31 on page 662, their sexual orientation was determined before birth, and is not subject to later change.

Role of Volcanoes in Mass Extinctions

A large asteroid slammed into earth 66 million years ago, the same time dinosaurs went extinct. Recent excavations have revealed a site in North Dakota with clear evidence of the impact: a jumbled mess of fossils, including fish that had choked to death on glassy particles raining down from the fireball. Did the dinosaurs die on this day? Perhaps. Perhaps not. Other mass extinctions are not correlated with similar impacts, while almost all *are* correlated with huge volcanic eruptions, as described in chapter 20 on page 450. Perhaps 66 million years ago the asteroid impact triggered these volcanic eruptions, too, like setting off a bear trap with a nudge.

Vaping

Fearing the lung cancer caused by chemicals in tobacco, people are no longer smoking as much. While 40% of Americans smoked in 1965, only 16% did in 2017. The commercial answer to this lost market? Sell the addictive nicotine to consumers without the tobacco! As described in chapter 24 on page 539, e-cigarettes release nicotine as a vapor (hence, the term *vaping*). An e-cigarette called a juul (pronounced "jewel") vaporizes a liquid that is 5% nicotine, a powerful amount. Juul users quickly become addicted to nicotine, just as cigarette smokers did, and a lot of teens are smoking juuls—nearly 21% of high school students vaped in 2018. Serious efforts are under way to regulate e-cigarette sales, driven by reports from the CDC that, over the course of 2018, the number of high school students using tobacco products increased by 38% in a single year, almost entirely through e-cigarette smoking.

Global Warming Revisited

Perhaps the greatest challenge we face in the future is the rise in global temperature resulting from increases in the CO₂ content of earth's atmosphere. While the world's scientists are almost universal in blaming the increase on the burning of fossil fuels, there is considerable discussion among the general public about the reality of the problem and the need for action. Taking a closer look in chapter 38 on pages 822–823, we address an array of questions about what is happening now, what scientists predict will happen soon, and what can be done.

NEW TO THIS EDITION vii

About the Author

Dr. George B. Johnson is a researcher, educator, and author. Born in 1942 in Virginia, he went to college in New Hampshire (Dartmouth), attended graduate school in California (Stanford), and is Professor Emeritus of Biology at Washington University in St. Louis, where he has taught freshman biology and genetics to undergraduates for over 35 years. Also Professor of Genetics at Washington University's School of Medicine, Dr. Johnson is a student of population genetics and evolution, authoring more than 50 scientific journal publications. His laboratory work is renowned for pioneering the study of previously undisclosed genetic variability. His field research has centered on alpine butterflies and flowers, much of it carried out in the Rocky Mountains of Colorado and Wyoming. Other ecosystems he has explored in recent years include Brazilian and Costa Rican rain forests, the Florida Everglades, the seacoast of Maine, coral reefs off Belize, the ice fields and mountains of Patagonia, and, delightfully, vineyards in Tuscany.

A prolific writer and educator, Dr. Johnson is the author of seven nationally recognized college texts for McGraw-Hill, including the hugely successful majors texts *Biology* (with botanist Peter Raven) and three nonmajors' texts: *Understanding Biology*, *Essentials of The Living World*, and this text, *The Living World*. He has also authored two widely used high school biology textbooks, *Holt Biology* and *Biology: Visualizing Life*. In the 30 years he has been authoring biology texts, over 3 million students have been taught from textbooks Dr. Johnson has written.

Dr. Johnson has been involved in innovative efforts to incorporate interactive learning and Internet experiences into our nation's classrooms. He has served on a National Research Council task force to improve high school biology teaching and as the founding director of The Living World, the education center at the St. Louis Zoo, where he was responsible for developing a broad range of innovative high-tech exhibits and an array of new educational programs.

St. Louis students may be familiar with Dr. Johnson as the author of a weekly science column, "On Science," appearing for many years in the *St. Louis Post-Dispatch*. Dedicated to educating the general public about today's science, Dr. Johnson continues to write columns regularly on current issues where science plays a key role, such as AIDS, the global warming, gene editing, genetic engineering, and evolution. The columns, focused on explaining "how" and "why," are intended to give readers the tools to think about these issues as citizens and voters. You may follow his columns on his blog site BiologyWriter.com.



George B. Johnson

Acknowledgments


Every author knows that he or she labors on the shoulders of many others. The text you see is the result of hard work by an army of “behind-the-scenes” editors, spelling and grammar checkers, photo researchers, and artists that perform their magic on our manuscript, plus an even larger army of production managers and staff who then transform this manuscript into a bound book. I cannot thank them all enough.

Managing Director Michelle Volger and Product Developer Melisa Seegmiller were my editorial team, with whom I worked every day. They provided valuable advice and support to a sometimes querulous and always anxious author.

Senior Content Project Manager Vicki Krug spearheaded our production team. The photo program was carried out by Content Licensing Specialist Abbey Jones. David Hash did a great job with the design and was unbelievably tolerant of the author’s many “creative” changes. The book was produced by MPS Limited.

My long-time, off-site developmental editor and right arm Megan Berdelman has, over many years, made a significant contribution to the quality of this book. For the first eight editions, she was one of two off-site editors I used to help me with the complex task of writing and revising *The Living World*. The other, Liz Sievers, was Megan’s twin in importance to the book and in the sheer pleasure of working with her. Liz and Megan have gone on to work for *The Living World’s* publisher rather than its author, Liz in Dubuque and Megan in Oregon. I miss them a lot.

The marketing of *The Living World, 10e* has been planned and supervised by Marketing Development Manager Beth Theisen, who was quick to address problems and eager to help the many able sales reps that present my books to instructors. It has been a lot of fun working with her—she even took the trouble to come to my “den” in St. Louis for a few days to let me explain to her in detail how I developed the book, so she could better present it to interested instructors.



Courtesy George B. Johnson

Marketing Manager Britney Ross is new to the team but has proved to be a quick study whose experience and enthusiasm have contributed to the success of this book. No author could wish for a better, more fiercely competitive marketing team.

No text goes through ten editions without the strong support of its editors, past and present. I would like to extend my special thanks to Pat Reidy, who got me over many rough bumps in early editions, and particularly to Michael Lange for his early and continued strong support of this project.

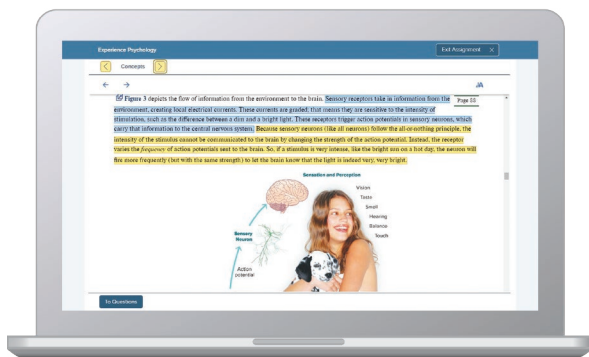
George Johnson

FOR INSTRUCTORS

You're in the driver's seat.

Want to build your own course? No problem. Prefer to use our turnkey, prebuilt course? Easy. Want to make changes throughout the semester? Sure. And you'll save time with Connect's auto-grading too.

65%
Less Time
Grading



Laptop: McGraw-Hill; Woman/dog: George Doyle/Getty Images

They'll thank you for it.

Adaptive study resources like SmartBook® 2.0 help your students be better prepared in less time. You can transform your class time from dull definitions to dynamic debates. Find out more about the powerful personalized learning experience available in SmartBook 2.0 at www.mheducation.com/highered/connect/smartbook

Make it simple,
make it affordable.



Connect makes it easy with seamless integration using any of the major Learning Management Systems—Blackboard®, Canvas, and D2L, among others—to let you organize your course in one convenient location. Give your students access to digital materials at a discount with our inclusive access program. Ask your McGraw-Hill representative for more information.

Padlock: Jobalou/Getty Images

Solutions for your
challenges.



A product isn't a solution. Real solutions are affordable, reliable, and come with training and ongoing support when you need it and how you want it. Our Customer Experience Group can also help you troubleshoot tech problems—although Connect's 99% uptime means you might not need to call them. See for yourself at status.mheducation.com

Checkmark: Jobalou/Getty Images

SUPPORT ^{AT}
every step

FOR STUDENTS

Effective, efficient studying.


Connect helps you be more productive with your study time and get better grades using tools like SmartBook 2.0, which highlights key concepts and creates a personalized study plan. Connect sets you up for success, so you walk into class with confidence and walk out with better grades.

Study anytime, anywhere.

Download the free ReadAnywhere app and access your online eBook or SmartBook 2.0 assignments when it's convenient, even if you're offline. And since the app automatically syncs with your eBook and SmartBook 2.0 assignments in Connect, all of your work is available every time you open it. Find out more at www.mheducation.com/readanywhere

"I really liked this app—it made it easy to study when you don't have your textbook in front of you."

- Jordan Cunningham,
Eastern Washington University



Calendar: owattaphotos/Getty Images

No surprises.

The Connect Calendar and Reports tools keep you on track with the work you need to get done and your assignment scores. Life gets busy; Connect tools help you keep learning through it all.

Learning for everyone.

McGraw-Hill works directly with Accessibility Services Departments and faculty to meet the learning needs of all students. Please contact your Accessibility Services office and ask them to email accessibility@mheducation.com, or visit www.mheducation.com/about/accessibility for more information.

Top: Jenner Images/Getty Images, Left: Hero Images/Getty Images, Right: Hero Images/Getty Images



Contents

Preface iv
New to This Edition vi
About the Author viii
Acknowledgments ix

0 Studying Biology 1
Learning 2
0.1 How to Study 2
A Closer Look: Pulling an All-Nighter 5
0.2 Using Your Textbook 6
Putting What You Learn to Work 8
0.3 Science Is a Way of Thinking 8
0.4 How to Read a Graph 10

UNIT ONE THE STUDY OF LIFE

1 The Science of Biology 13
Biology and the Living World 14
1.1 The Diversity of Life 14
1.2 Properties of Life 15
1.3 Organization of Life 16
1.4 Biological Themes 18
The Scientific Process 20
1.5 How Scientists Think 20
1.6 Science in Action: A Case Study 21
1.7 Stages of a Scientific Investigation 22
1.8 Theory and Certainty 24
A Closer Look: Where Are All My Socks Going? 25
Core Ideas of Biology 26
1.9 Four Theories Unify Biology as a Science 26

UNIT TWO THE LIVING CELL

2 The Chemistry of Life 33
Some Simple Chemistry 34
2.1 Atoms 34
2.2 Ions and Isotopes 36
2.3 Molecules 38

Water: Cradle of Life 41
2.4 Hydrogen Bonds Give Water Unique Properties 41
2.5 Water Ionizes 43
Today's Biology: Acid Rain 44

3 Molecules of Life 49
Forming Macromolecules 50
3.1 Polymers Are Built of Monomers 50
Types of Macromolecules 52
3.2 Proteins 52
Today's Biology: Prions and Mad Cow Disease 57
3.3 Nucleic Acids 58
3.4 Carbohydrates 60
Answering Your Questions About Energy Drinks 62
3.5 Lipids 63
Biology and Staying Healthy: Anabolic Steroids in Sports 64

4 Cells 69
The World of Cells 70
4.1 Cells 70
4.2 The Plasma Membrane 74
A Closer Look: How Water Crosses the Plasma Membrane 76
Kinds of Cells 77
4.3 Prokaryotic Cells 77
4.4 Eukaryotic Cells 78
Today's Biology: When Membranes Don't Work Right 80
Tour of a Eukaryotic Cell 81
4.5 The Nucleus: The Cell's Control Center 81
4.6 The Endomembrane System 82
4.7 Organelles that Contain DNA 84
4.8 The Cytoskeleton: Interior Framework of the Cell 86
4.9 Outside the Plasma Membrane 92
Transport Across Plasma Membranes 93
4.10 Diffusion 93
4.11 Facilitated Diffusion 95
4.12 Osmosis 96
4.13 Bulk Passage into and out of Cells 98
4.14 Active Transport 100

5 Energy and Life 105
Cells and Energy 106
5.1 The Flow of Energy in Living Things 106
5.2 The Laws of Thermodynamics 107
5.3 Chemical Reactions 108

Enzymes 109

- 5.4 How Enzymes Work 109
- 5.5 How Cells Regulate Enzymes 111

Biology and Staying Healthy: The Paleo Diet 112

How Cells Use Energy 114

- 5.6 ATP: The Energy Currency of the Cell 114

6 Photosynthesis: Acquiring Energy from the Sun 119

Photosynthesis 120

- 6.1 An Overview of Photosynthesis 120
- 6.2 How Plants Capture Energy from Sunlight 124
- 6.3 Organizing Pigments into Photosystems 126
- 6.4 How Photosystems Convert Light to Chemical Energy 128
- 6.5 Building New Molecules 130

Photorespiration 132

- 6.6 Photorespiration: Putting the Brakes on Photosynthesis 132

Answering Your Questions About Medical Marijuana 133

7 How Cells Harvest Energy from Food 137

An Overview of Cellular Respiration 138

- 7.1 Where Is the Energy in Food? 138

Respiration Without Oxygen: Glycolysis 140

- 7.2 Using Coupled Reactions to Make ATP 140

Respiration with Oxygen: The Krebs Cycle 142

- 7.3 Harvesting Electrons from Chemical Bonds 142

A Closer Look: Metabolic Efficiency and the Length of Food Chains 143

- 7.4 Using Electrons to Make ATP 146

Harvesting Electrons Without Oxygen:

Fermentation 148

- 7.5 Cells Can Metabolize Food Without Oxygen 148

A Closer Look: Beer and Wine—Products of Fermentation 149

Other Sources of Energy 150

- 7.6 Glucose Is Not the Only Food Molecule 150

Biology and Staying Healthy: Fad Diets and Impossible Dreams 151

- 8.7 Cancer and Control of the Cell Cycle 166

Biology and Staying Healthy: Curing Cancer 168

9 Meiosis 173

Meiosis 174

- 9.1 Discovery of Meiosis 174
- 9.2 The Sexual Life Cycle 175
- 9.3 The Stages of Meiosis 176

Comparing Meiosis and Mitosis 180

- 9.4 How Meiosis Differs from Mitosis 180
- 9.5 Evolutionary Consequences of Sex 182

Today's Biology: Tracing Your Family History with DNA 183

10 Foundations of Genetics 187

Mendel 188

- 10.1 Mendel and the Garden Pea 188
- 10.2 What Mendel Observed 190
- 10.3 Mendel Proposes a Theory 192
- 10.4 Mendel's Laws 195

From Genotype to Phenotype 196

- 10.5 How Genes Influence Traits 196
- 10.6 Some Traits Don't Show Mendelian Inheritance 197

Today's Biology: Does Environment Affect I.Q.? 200

Chromosomes and Heredity 204

- 10.7 Chromosomes Are the Vehicles of Mendelian Inheritance 204
- 10.8 Human Chromosomes 206

Today's Biology: The Y Chromosome—Men Really Are Different 209

Human Hereditary Disorders 210

- 10.9 Studying Pedigrees 210
- 10.10 The Role of Mutation 212
- 10.11 Genetic Counseling and Therapy 215

11 DNA: The Genetic Material 220

Genes Are Made of DNA 221

- 11.1 The Discovery of Transformation 221
- 11.2 Experiments Identifying DNA as the Genetic Material 222
- 11.3 Discovering the Structure of DNA 223

Today's Biology: DNA Fingerprinting 225

DNA Replication 226

- 11.4 How the DNA Molecule Copies Itself 226

Altering the Genetic Message 230

- 11.5 Mutation 230

Today's Biology: The Father's Age Affects the Risk of Mutation 231

Biology and Staying Healthy: Protecting Your Genes 232


8 Mitosis 155

Cell Division 156

- 8.1 Prokaryotes Have a Simple Cell Cycle 156
- 8.2 Eukaryotes Have a Complex Cell Cycle 157
- 8.3 Chromosomes 158
- 8.4 Cell Division 160
- 8.5 Controlling the Cell Cycle 163

Cancer and the Cell Cycle 166

- 8.6 What Is Cancer? 166



12 How Genes Work 238

From Gene to Protein 239

- 12.1 The Central Dogma 239
- 12.2 Transcription 240
- 12.3 Translation 241
- 12.4 Gene Expression 244

Regulating Gene Expression in Prokaryotes 247

- 12.5 How Prokaryotes Control Transcription 247

Regulating Gene Expression in Eukaryotes 249

- 12.6 Transcriptional Control in Eukaryotes 249
- 12.7 Controlling Transcription from a Distance 250
- 12.8 RNA-Level Control 252

Biology and Staying Healthy: Silencing Genes to Treat Disease 253

- 12.9 Complex Control of Gene Expression 254

13 Genomics and Biotechnology 258

Sequencing Entire Genomes 259

- 13.1 Genomics 259
- 13.2 The Human Genome 261

Genetic Engineering 263

- 13.3 A Scientific Revolution 263

Today's Biology: DNA and the Innocence Project 266

- 13.4 Genetic Engineering and Medicine 267
- 13.5 Genetic Engineering and Agriculture 269

The Revolution in Cell Technology 272

- 13.6 Reproductive Cloning 272
- 13.7 Stem Cell Therapy 274
- 13.8 Therapeutic Use of Cloning 276
- 13.9 Gene Therapy 278
- 13.10 Editing Genes 280

A Closer Look: CRISPR-Edited Human Babies 284

UNIT FOUR

THE EVOLUTION AND DIVERSITY OF LIFE

14 Evolution and Natural Selection 288

Evolution 289

- 14.1 Darwin's Voyage on HMS *Beagle* 289
- 14.2 Darwin's Evidence 291
- 14.3 The Theory of Natural Selection 292

Darwin's Finches: Evolution in Action 294

- 14.4 The Beaks of Darwin's Finches 294
- 14.5 How Natural Selection Produces Diversity 296

The Theory of Evolution 297

- 14.6 The Evidence for Evolution 297

Today's Biology: Darwin and Moby Dick 298

- 14.7 Evolution's Critics 301

A Closer Look: Putting Intelligent Design to the Test 304

How Populations Evolve 306

- 14.8 Genetic Change in Populations: The Hardy-Weinberg Rule 306
- 14.9 Agents of Evolution 308

Adaptation Within Populations 312

- 14.10 Sickle-Cell Disease 312
- 14.11 Peppered Moths and Industrial Melanism 314
- 14.12 Selection on Color in Fish 316

How Species Form 318

- 14.13 The Biological Species Concept 318
- 14.14 Isolating Mechanisms 319

15 How We Name Living Things 324

The Classification of Organisms 325

- 15.1 Invention of the Linnaean System 325
- 15.2 Species Names 326
- 15.3 Higher Categories 327
- 15.4 What Is a Species? 328

Inferring Phylogeny 329

- 15.5 How to Build a Family Tree 329

Today's Biology: DNA "Bar Codes" 332

Kingdoms and Domains 335

- 15.6 The Kingdoms of Life 335
- 15.7 Domain Bacteria 336
- 15.8 Domain Archaea 337
- 15.9 Domain Eukarya 338

16 Prokaryotes: The First Single-Celled Creatures 342

Origin of the First Cells 343

- 16.1 Origin of Life 343
- 16.2 How Cells Arose 345

Today's Biology: Has Life Evolved Elsewhere? 346

Prokaryotes 348

- 16.3 The Simplest Organisms 348
- 16.4 Comparing Prokaryotes to Eukaryotes 350
- 16.5 Importance of Prokaryotes 351

Biology and Your Health: Drugs from Dirt 352

- 16.6 Prokaryotic Lifestyles 353

Viruses 355

- 16.7 The Structure of Viruses 355
- 16.8 How Bacteriophages Enter Prokaryotic Cells 356
- 16.9 How Animal Viruses Enter Cells 358
- 16.10 Disease Viruses 360

Biology and Your Health: The Death Zone 362

17 Protists: Advent of the Eukaryotes 367

The Evolution of Eukaryotes 368

- 17.1 Origin of Eukaryotic Cells 368
- 17.2 The Evolution of Sex 370

- The Protists 372**
- 17.3 General Biology of Protists, the Most Ancient Eukaryotes 372
 - 17.4 Classifying the Protists 374
 - 17.5 Excavata Are Flagellated, and Some Lack Mitochondria 376
 - 17.6 Chromalveolata Originated by Secondary Symbiosis 378
 - 17.7 Rhizaria Have Hard Shells 382
 - 17.8 Archaeplastida Include Red and Green Algae 384
 - 17.9 Unikonta, the Road to Animals 386

18 Fungi Invade the Land 391

- Fungi as Multicellular Organisms 392**
- 18.1 Complex Multicellularity 392
 - 18.2 A Fungus Is Not a Plant 392
 - 18.3 Reproduction and Nutrition of Fungi 394
- Fungal Diversity 395**
- 18.4 Kinds of Fungi 395
 - 18.5 Microsporidia Are Unicellular Parasites 396
 - 18.6 Chytrids Have Flagellated Spores 397
 - 18.7 Zygomycetes Produce Zygotes 398
 - 18.8 Glomeromycetes Are Asexual Plant Symbionts 399
 - 18.9 Basidiomycetes Are the Mushroom Fungi 400
 - 18.10 Ascomycetes Are the Most Diverse Fungi 401
- The Ecology of Fungi 402**
- 18.11 Ecological Roles of Fungi 402

UNIT FIVE | EVOLUTION OF ANIMALS

19 Evolution of the Animal Phyla 407

- Introduction to the Animals 408**
- 19.1 General Features of Animals 408
 - 19.2 The Animal Family Tree 410
 - 19.3 Six Key Transitions in Body Plan 411
- The Simplest Animals 414**
- 19.4 Sponges: Animals Without Tissues 414
 - 19.5 Cnidarians: Tissues Lead to Greater Specialization 416
- The Advent of Bilateral Symmetry 419**
- 19.6 Solid Worms: Bilateral Symmetry 419
- The Advent of a Body Cavity 423**
- 19.7 The Evolution of a Body Cavity 423
 - 19.8 Mollusks: Coelomates 424
 - 19.9 Annelids: The Rise of Segmentation 426
 - 19.10 Roundworms: Pseudocoelomates 428
 - 19.11 Arthropods: Advent of Jointed Appendages 430
- Redesigning the Embryo 436**
- 19.12 Protostomes and Deuterostomes 436
- A Closer Look: Diversity Is Only Skin Deep 437*
- 19.13 Echinoderms: The First Deuterostomes 438

- 19.14 Chordates: Improving the Skeleton 440
- A Closer Look: Evolutionary Trends Among the Animals 442*
- Today's Biology: Fish Out of Water 443*

20 History of the Vertebrates 447

- Overview of Vertebrate Evolution 448**
- 20.1 The Paleozoic Era 448
 - 20.2 The Mesozoic Era 450
 - 20.3 The Cenozoic Era 453
- The Parade of Vertebrates 454**
- 20.4 Fishes Dominate the Sea 454
 - 20.5 Amphibians Invade the Land 458
 - 20.6 Reptiles Conquer the Land 460
- A Closer Look: Dinosaurs 462*
- 20.7 Birds Master the Air 464
- A Closer Look: Are Birds Dinosaurs? 465*
- 20.8 Mammals Adapt to Colder Times 467

21 How Humans Evolved 473

- The Evolution of Primates 474**
- 21.1 The Evolutionary Path to Humans 474
 - 21.2 How the Apes Evolved 475
- The First Hominids 476**
- 21.3 Walking Upright 476
 - 21.4 The Hominid Family Tree 477
- The First Humans 478**
- 21.5 African Origin: Early *Homo* 478
 - 21.6 Out of Africa: *Homo erectus* 479
- Modern Humans 480**
- 21.7 *Homo sapiens* Also Evolved in Africa 480
- Today's Biology: Meet Our Hobbit Cousin 481*
- 21.8 The Only Surviving Hominid 482
- Today's Biology: Race and Medicine 483*

UNIT SIX | ANIMAL LIFE

22 The Animal Body and How It Moves 487

- The Animal Body Plan 488**
- 22.1 Innovations in Body Design 488
 - 22.2 Organization of the Vertebrate Body 490
- Tissues of the Vertebrate Body 492**
- 22.3 Epithelium Is Protective Tissue 492
 - 22.4 Connective Tissue Supports the Body 494
- Biology and Staying Healthy: Losing Bone—Osteoporosis 496*
- 22.5 Muscle Tissue Lets the Body Move 499
 - 22.6 Nerve Tissue Conducts Signals Rapidly 501
- The Skeletal and Muscular Systems 502**
- 22.7 Types of Skeletons 502
 - 22.8 Muscles and How They Work 504
- A Closer Look: A Day in the Life of Your Body 505*

23 Circulation 511

Circulation 512

- 23.1 Open and Closed Circulatory Systems 512
- 23.2 Architecture of the Vertebrate Circulatory System 514
- 23.3 The Lymphatic System: Recovering Lost Fluid 517
- 23.4 Blood 518

Evolution of Vertebrate Circulatory Systems 520

- 23.5 Fish Circulation 520
- 23.6 Amphibian and Reptile Circulation 521
- 23.7 Mammalian and Bird Circulation 522

Biology and Staying Healthy: Heart Disease Will Kill Many of Us 525

24 Respiration 529

Respiration 530

- 24.1 Types of Respiratory Systems 530
- 24.2 Respiration in Aquatic Vertebrates 531

A Closer Look: On Being a Whale 532

- 24.3 Respiration in Terrestrial Vertebrates 533
- 24.4 The Mammalian Respiratory System 535
- 24.5 How Respiration Works: Gas Exchange 537

Answering Your Questions About Vaping 539

Lung Cancer and Smoking 540

- 24.6 The Nature of Lung Cancer 540

25 The Path of Food Through the Animal Body 545

Food Energy and Essential Nutrients 546

- 25.1 Food for Energy and Growth 546

Answering Your Questions About Food Labels 548

Digestion 549

- 25.2 Types of Digestive Systems 549

Answering Your Questions About Test-Tube Hamburgers? 550

- 25.3 Vertebrate Digestive Systems 551
- 25.4 The Mouth and Teeth 552
- 25.5 The Esophagus and Stomach 554
- 25.6 The Small and Large Intestines 556
- 25.7 Variations in Vertebrate Digestive Systems 558
- 25.8 Accessory Digestive Organs 559

26 Maintaining the Internal Environment 565

Homeostasis 566

- 26.1 How the Animal Body Maintains Homeostasis 566

Osmoregulation 568

- 26.2 Regulating the Body's Water Content 568

Osmoregulation in Vertebrates 570

- 26.3 Evolution of the Vertebrate Kidney 570
- 26.4 The Mammalian Kidney 574

Biology and Staying Healthy: How Hormones Control Your Kidney's Functions 576

- 26.5 Eliminating Nitrogenous Wastes 577

27 How the Animal Body Defends Itself 581

Three Lines of Defense 582

- 27.1 Skin: The First Line of Defense 582
- 27.2 Cellular Counterattack: The Second Line of Defense 584
- 27.3 Specific Immunity: The Third Line of Defense 587

The Immune Response 588

- 27.4 Initiating the Immune Response 588
- 27.5 T Cells: The Cellular Response 589
- 27.6 B Cells: The Humoral Response 590
- 27.7 Active Immunity Through Clonal Selection 592
- 27.8 Vaccination 594
- 27.9 Antibodies in Medical Diagnosis 596

Defeat of the Immune System 597

- 27.10 Overactive Immune System 597
- 27.11 AIDS: Immune System Collapse 598

Biology and Staying Healthy: AIDS Drugs Target Different Phases of the HIV Infection Cycle 599

28 The Nervous System 603

Neurons and How They Work 604

- 28.1 Evolution of the Animal Nervous System 604
- 28.2 Neurons Generate Nerve Impulses 606
- 28.3 The Synapse 608
- 28.4 Addictive Drugs Act on Chemical Synapses 610

The Central Nervous System 612

- 28.5 Evolution of the Vertebrate Brain 612
- Answering Your Questions About the Opioid Crisis* 614
- 28.6 How the Brain Works 615

A Closer Look: A Sense of Where You Are 618

- 28.7 The Spinal Cord 620

The Peripheral Nervous System 621

- 28.8 Voluntary and Autonomic Nervous Systems 621

29 The Senses 626

The Sensory Nervous System 627

- 29.1 Processing Sensory Information 627

Sensory Reception 629

- 29.2 Sensing Gravity and Motion 629
- 29.3 Sensing Chemicals: Taste and Smell 630
- 29.4 Sensing Sounds: Hearing 631
- 29.5 Sensing Light: Vision 633
- 29.6 Other Vertebrate Senses 637

A Closer Look: How the Platypus Sees with Its Eyes Shut 638

30 Chemical Signaling Within the Animal Body 642

The Neuroendocrine System 643

- 30.1 Hormones 643

- 30.2 How Hormones Target Cells 645
- The Major Endocrine Glands 647**
- 30.3 The Hypothalamus and the Pituitary 647
- 30.4 The Pancreas 649
- Biology and Staying Healthy:* The Type II Diabetes Epidemic 650
- 30.5 The Thyroid, Parathyroid, and Adrenal Glands 651
- Biology and Staying Healthy:* Why Don't Men Get Breast Cancer? 653

31 Reproduction and Development 659

- Vertebrate Reproduction 660**
- 31.1 Asexual and Sexual Reproduction 660
- 31.2 Evolution of Vertebrate Sexual Reproduction 662
- The Human Reproductive System 666**
- 31.3 Males 666
- 31.4 Females 668
- 31.5 Hormones Coordinate the Reproductive Cycle 670
- The Course of Development 672**
- 31.6 Embryonic Development 672
- 31.7 Fetal Development 674
- A Closer Look:* The Biology of Sexual Orientation 678
- Birth Control and Sexually Transmitted Diseases 679**
- 31.8 Contraception and Sexually Transmitted Diseases 679

UNIT SEVEN


PLANT LIFE

32 Evolution of Plants 683

- Plants 684**
- 32.1 Adapting to Terrestrial Living 684
- 32.2 Plant Evolution 686
- Seedless Plants 688**
- 32.3 Nonvascular Plants 688
- 32.4 The Evolution of Vascular Tissue 689
- 32.5 Seedless Vascular Plants 690
- The Advent of Seeds 692**
- 32.6 The Evolution of Seed Plants 692
- 32.7 Gymnosperms 694
- The Evolution of Flowers 696**
- 32.8 Rise of the Angiosperms 696
- 32.9 Why Are There Different Kinds of Flowers? 697
- 32.10 Double Fertilization 698
- 32.11 Fruits 699

33 Plant Form and Function 703

- Structure and Function of Plant Tissues 704**
- 33.1 Organization of a Vascular Plant 704
- 33.2 Plant Tissue Types 705



The Plant Body 708

- 33.3 Roots 708
- 33.4 Stems 710
- 33.5 Leaves 712
- Biology and Staying Healthy:* Air-Cleaning Plants 714
- Plant Transport and Nutrition 715**
- 33.6 Water Movement 715
- 33.7 Carbohydrate Transport 718

34 Plant Reproduction and Growth 722

- Flowering Plant Reproduction 723**
- 34.1 Angiosperm Reproduction 723
- Sexual Reproduction in Flowering Plants 724**
- 34.2 Structure of the Flower 724
- 34.3 Gametes Combine Within the Flower 726
- 34.4 Seeds 729
- 34.5 Fruit 730
- 34.6 Germination 731
- 34.7 Growth and Nutrition 732
- Regulating Plant Growth 733**
- 34.8 Plant Hormones 733
- 34.9 Auxin 735
- Plant Responses to Environmental Stimuli 737**
- 34.10 Photoperiodism and Dormancy 737
- A Closer Look:* Biological Clocks 738
- 34.11 Tropisms 739

UNIT EIGHT

THE LIVING ENVIRONMENT

35 Populations and Communities 743

- Ecology 744**
- 35.1 What Is Ecology? 744
- Populations 746**
- 35.2 Population Range 746
- 35.3 Population Distribution 748
- 35.4 Population Growth 749
- 35.5 The Influence of Population Density 752
- 35.6 Life History Adaptations 753
- 35.7 Population Demography 754
- How Competition Shapes Communities 755**
- 35.8 Communities 755
- 35.9 The Niche and Competition 756
- A Closer Look:* Character Displacement Among Darwin's Finches 759
- Species Interactions 760**
- 35.10 Coevolution and Symbiosis 760
- 35.11 Predator-Prey Interactions 762
- 35.12 Mimicry 763
- Today's Biology:* Invasion of the Killer Bees 764
- Community Stability 765**
- 35.13 Ecological Succession 765

CONTENTS xvii



36 Ecosystems 769

The Energy in Ecosystems 770

- 36.1 Energy Flows Through Ecosystems 770
- 36.2 Ecological Pyramids 774

Materials Cycle Within Ecosystems 775

- 36.3 The Water Cycle 775
- 36.4 The Carbon Cycle 777
- 36.5 Soil Nutrients and Other Chemical Cycles 778

How Weather Shapes Ecosystems 780

- 36.6 The Sun and Atmospheric Circulation 780
- 36.7 Latitude and Elevation 781
- 36.8 Patterns of Circulation in the Ocean 782

Major Kinds of Ecosystems 784

- 36.9 Ocean Ecosystems 784
- 36.10 Freshwater Ecosystems 786
- 36.11 Land Ecosystems 788

37 Behavior and the Environment 795

Some Behavior Is Genetically Determined 796

- 37.1 Approaches to the Study of Behavior 796
- 37.2 Instinctive Behavioral Patterns 797
- 37.3 Genetic Effects on Behavior 798

Behavior Can Also Be Influenced by Learning 799

- 37.4 How Animals Learn 799
- 37.5 Instinct and Learning Interact 800
- 37.6 Animal Cognition 801

Evolutionary Forces Shape Behavior 802

- 37.7 Behavioral Ecology 802
- 37.8 A Cost-Benefit Analysis of Behavior 803
- 37.9 Migratory Behavior 804

- 37.10 Reproductive Behaviors 806

Social Behavior 808

- 37.11 Communication Within Social Groups 808
- A Closer Look:* The Dance Language of the Honeybee 809
- 37.12 Altruism and Group Living 810
- 37.13 Animal Societies 812
- 37.14 Human Social Behavior 813

38 Human Influences on the Living World 817

Global Change 818

- 38.1 Pollution 818
- 38.2 Acid Precipitation 819
- 38.3 The Ozone Hole 820
- 38.4 Global Warming 821

Answering Your Questions About Global Warming 822

- 38.5 Loss of Biodiversity 826

Today's Biology: The Global Decline in Amphibians 827

Saving Our Environment 828

- 38.6 Reducing Pollution 828
- 38.7 Preserving Nonreplaceable Resources 829
- 38.8 Curbing Population Growth 831

Solving Environmental Problems 834

- 38.9 Preserving Endangered Species 834
- 38.10 Finding Cleaner Sources of Energy 837
- 38.11 Individuals Can Make the Difference 839

Appendix A-1

Glossary G-1

Index I-1

Studying Biology

0

This thoughtful porcupine, nibbling his breakfast, is covered by 30,000 long quills. They are not for decoration, as any animal approaching the porcupine soon learns. The quills are sharp, and tiny barbs coat the tips—touch them, and they come off the porcupine and into you! Forest creatures, porcupines live a solitary life, their woodland habitat increasingly encroached by human progress. The porcupine's fate, and that of all other creatures of the living world, will depend critically on the steps we humans take to protect and preserve our world's climate and resources. Your study of biology will provide you with a key tool to help. You are about to leap into the study of molecules, cells, and intricate body processes, of evolution and ecology. Rich with new ideas unknown to many of you, biology is a science course full of promise. This short "Chapter Zero" is intended to provide you with the tools to make the leap more strongly and with greater confidence. Good luck.



Bob Pool/Getty Images

Learning Objectives

Learning

0.1 How to Study

1. List the principal things you will need to do in order to study biology successfully.
2. Explain why it is important to recopy your lecture notes promptly.
3. Name two things you can do to slow down the forgetting process.
4. List three general means of rehearsal.
5. Describe three strategies to improve studying efficiency.

A Closer Look: Pulling an All-Nighter

0.2 Using Your Textbook

1. Describe how your text can be used to reinforce and clarify what you learn in lecture.
2. Identify the assessment tools that the text provides to help you master the material.

Putting What You Learn to Work

0.3 Science Is a Way of Thinking

1. Analyze how biological scientists have come to a conclusion when confronted with problems of major public importance.

0.4 How to Read a Graph

1. Define *independent variable*, and explain why correlation of dependent variables does not prove causation.
2. Differentiate between arithmetic and logarithmic scales.
3. Explain how a regression line is drawn.
4. Differentiate between a line and a histogram.
5. List and discuss the four distinct steps scientists use to analyze a graph.

0.1 How to Study

Learning Objective 0.1.1 List the principal things you will need to do in order to study biology successfully.

Some students will do well in this course, others poorly. One of the best predictors of how well you will do is how well you are prepared to learn. Entering an introductory science course like this one, do you know how to take lecture notes? Do you know how to use these notes effectively with your textbook? Can you read a graph? This edition of *The Living World* tackles this problem head-on by providing you with this “Chapter Zero” at the beginning of the text. It is intended to help you master these very basic but essential learning tools.

Taking Notes

Learning Objective 0.1.2 Explain why it is important to recopy your lecture notes promptly.

Listening to lectures and reading the text are only the first steps in learning enough to do well in a biology course. The key to mastering the mountain of information and concepts you are about to encounter is to take careful notes. Studying from poor-quality notes that are sparse, disorganized, and barely intelligible is not a productive way to approach preparing for an exam.

There are three simple ways to improve the quality of your notes:

- 1. Take many notes.** Always attempt to take the most complete notes possible during class. If you miss class, take notes yourself from a tape of the lecture, if at all possible. It is the process of taking notes that promotes learning. Using someone else’s notes is a poor substitute. When someone else takes the notes, that person tends to do most of the learning as well.
- 2. Take paraphrased notes.** Develop a legible style of abbreviated note taking. Obviously, there are some things that cannot be easily paraphrased (referred to in a simpler way), but using abbreviations and paraphrasing will permit more comprehensive notes. Attempting to write complete organized sentences in note taking is frustrating and too time-consuming—people just talk too fast!
- 3. Revise your notes.** As soon as possible after lecture, you should decipher and revise your notes. Nothing else in the learning process is more important, because this is where most of your learning will take place. By revising your notes, you meld the information together and put it into a context that is understandable to you. As you revise your notes, organize the material into major blocks of information with simple “heads” to identify each block. Add ideas from your reading of the text and note links to material in other lectures. Clarify terms and

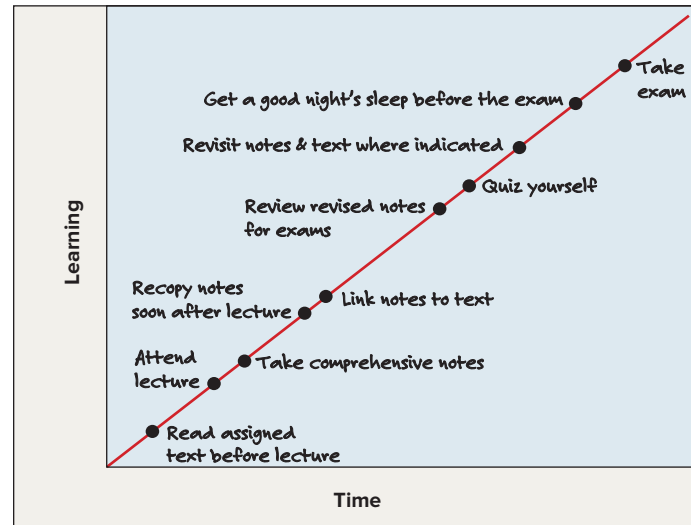


Figure 0.1 A learning timeline.

concepts that might be confusing with short notes and definitions. Thinking through the ideas of the lecture in this organized way will crystallize them for you, which is the key step in learning.

Remembering and Forgetting

Learning Objective 0.1.3 Name two things you can do to slow down the forgetting process.

Learning is the process of placing information in your memory. Just as in your computer, there are two sorts of memory. The first, *short-term memory*, is analogous to the RAM (random access memory) of a computer, holding information for only a short period of time. Just as in your computer, this memory is constantly being “written over” as new information comes in. The second kind of memory, *long-term memory*, consists of information that you have stored in your memory banks for future retrieval, like storing files on your computer’s hard drive. In its simplest context, learning is the process of transferring information to your hard drive.

Forgetting is the loss of information stored in memory. Most of what we forget when taking exams is the natural consequence of short-term memories not being effectively transferred to long-term memory. Forgetting occurs very rapidly, dropping to below 50% retention within one hour after learning and leveling off at about 20% retention after 24 hours.

There are many things you can do to slow down the forgetting process (**figure 0.1**). Here are two important ones:

- 1. Recopy your notes as soon as possible after lecture.** Remember, there is about a 50% memory loss in the first hours. Optimally, you should use your textbook as well while recopying your notes.

- 2. Establish a purpose for reading.** When you sit down to study your textbook, have a definite goal to learn a particular concept. Each chapter begins with a preview of its key concepts—let them be your guides. Do not try to learn the entire contents of a chapter in one session; break it up into small, “easily digested” pieces.

Learning

Learning Objective 0.1.4 List three general means of rehearsal.

Learning may be viewed as the efficient transfer of information from your short-term memory to your long-term memory. This transfer is referred to as *rehearsal* by learning strategists. As its name implies, rehearsal always involves some form of repetition. There are three general means of rehearsal in the jargon of education called “critical thinking skills” (**figure 0.2**).

Repeating The most obvious form of rehearsal is repetition. To learn facts, the sequence of events in a process, or the names of a group of things, you write them down, say them aloud, and mentally repeat them over and over until you have “memorized” them. This often is a first step on the road to learning. Many students mistake this as the only step. It is not, because it involves only rote memory instead of understanding. If all you do in this course is memorize facts, you will not succeed.

Organizing It is important to organize the information you are attempting to learn because the process of sorting and ordering increases retention. For example, if you place a sequence of events in order, like the stages of mitosis, the entire sequence can be recalled if you can remember what gets the sequence started.

Connecting You will learn biology much more effectively if you relate what you are learning to the world around you. The many challenges of living in today’s world are often related to the information presented in this course, and understanding these relationships will help you learn. In each chapter of this textbook, you will encounter full-page Connection essays that allow you to briefly explore a “real-world” topic related to what you are learning. One appears on page 5. Read these essays. You may not be tested on these essays, but reading them will provide you with another “hook” to help you learn the material on which you will be tested.

Studying to Learn

Learning Objective 0.1.5 Describe three strategies to improve studying efficiency.

If I have heard it once, I have heard it a thousand times, “Gee, Professor Johnson, I studied for 20 hours straight and I still got a D.” By now, you should be getting the idea that just throwing time at the material does not necessarily ensure a favorable outcome.

Studying, said simply, is putting your learning skills to work. It should come as no surprise to you that how you set about doing this matters. Three simple strategies can make your study sessions more effective:



Figure 0.2 Learning requires work.

Learning is something you do, not something that happens to you.

Image Source/Getty Images

- 1. Study at intervals.** The length of time you spend studying and the spacing between study or reading sessions directly affect how much you learn. If you had 10 hours to spend studying, you would be better off if you broke it up into 10 one-hour sessions than spend it all in one or two sessions. There are two reasons for this:
First, we know from formal cognition research (as well as from our everyday life experiences) that we remember “beginnings” and “endings” but tend to forget “middles.” Thus, the learning process can benefit from many “beginnings” and “endings.”
Second, unless you are unusual, after 30 minutes or an hour, your ability to concentrate is diminished. Concentration is a critical component of studying to learn. Many short, topic-focused study sessions maximize your ability to concentrate effectively.
- 2. Avoid distractions.** It makes a surprising amount of difference *where* you study. Why? Because effective studying requires concentration. For most of us, effective concentration requires a comfortable, quiet environment with no outside distractions like loud music or conversations.

It is for this reason that studying in front of a loudly playing television or stereo or at a table in a busy cafeteria is a recipe for failure. A quiet room, a desk in the library, outside on a sunny day—all these study locations are quiet, offering few distractions and allowing you to focus your concentration on what you are trying to learn. Keep your mobile phone off; texting while studying is as distracting as it is while driving and as much to be avoided.

- 3. Reward yourself.** At the end of every study interval, schedule something fun, if only to get away from studying for a bit. This “carrot and stick” approach tends to make the next study interval more palatable.

Learning Is an Active Process

It is important to realize that learning biology is not something you can do passively. Many students think that simply possessing a lecture video or a set of class notes will get them through. In and of themselves, videos and notes are no more important than the Nautilus machine an athlete works out on. It is not the machine per se but what happens when you use it effectively that is of importance.

Common sense will have a great deal to do with your success in learning biology, as it does in most of life’s endeavors. Your success in this biology course will depend on doing some simple, obvious things (**figure 0.3**):

- *Attend class.* Go to all the lectures and be on time.
- *Read the assigned readings before lecture.* If you have done so, you will hear things in lecture that will be familiar to you, a recognition that is a vital form of learning reinforcement. Later, you can go back to the text to check details.
- *Take comprehensive notes.* Recognizing and writing down lecture points is another form of recognition and reinforcement. Later, studying for an exam, you will have already forgotten lecture material you did not record, and so even if you study hard, you will miss exam questions on this material.
- *Revise your notes soon after lecture.* Actively interacting with your class notes while you still hold much of the lecture in short-term memory provides perhaps the most powerful form of reinforcement and will be a key to your success.

The process of revising your lecture notes can and should be a powerful learning tool. For the best results, don’t simply transcribe more legibly what you scribbled down so rapidly in class. Instead, focus on how the lecture was organized, and use that framework to organize your revised notes. Most lectures are organized much like each chapter is in this textbook, with three or four main topics, each covered in a series of steps. To revise your class lecture notes most effectively, you should try to *outline* what was said in lecture: First write down the three or four main headings, and then under each heading, place the block of lecture material that addressed that topic.

Perhaps more than you have realized, a lecture in a biology course is a network of ideas. Going through your class lecture notes and identifying the main topics is a powerful first



Figure 0.3 Critical learning occurs in the classroom.

Learning occurs in at least four distinct stages: attending class; doing assigned textbook readings before lecture; listening and taking notes during lecture; and copying notes shortly after lecture. If you are diligent in these steps, then studying lecture notes and text assignments before exams is much more effective. Skipping any of these stages makes successful learning far less likely.

Royalty-Free/Corbis

step in sorting these ideas out in your mind. The second step, laying out the material devoted to each topic in a logical order (which is, hopefully, the order in which it was presented), will make clearer to you the ideas that link the material together—and this is, in the final analysis, much of what you are trying to learn.

As you proceed through this textbook, you will encounter a blizzard of terms and concepts. Biology is a field rich with ideas and the technical jargon needed to describe them. What you discover reading this textbook is intended to support the lectures that provide the core of your biology course. Integrating what you learn here with what you learn in lecture will provide you with the strongest possible tool for successfully mastering the basics of biology. The rest is just hard work.

Key Learning Outcome 0.1 Studying biology successfully is an active process. To do well, you should attend lectures, do assigned readings before lecture, take complete class notes, rewrite those notes soon after class, and study for exams in short, focused sessions.

Pulling an All-Nighter

At some point in the next months, you will face that scary rite, the first exam in this course. As a university professor, I get to give the exams rather than take them, but I can remember with crystal clarity when the shoe was on the other foot. I didn't like exams a bit as a student. What student does? But in my case, I was often practically paralyzed with fear. What scared me about exams was the possibility of unanticipated questions. No matter how much I learned, there was always something I didn't know, some direction from which my teacher could lob a question that I had no chance of answering.


I lived and died by the all-nighter. Black coffee was my closest friend in final exam week, and sleep seemed a luxury I couldn't afford. My parents urged me to sleep more, but I was trying to cram enough in to meet any possible question and couldn't waste time sleeping.

Now I find I did it all wrong. In work published over the last few years, researchers at Harvard Medical School have demonstrated that our memory of newly learned information improves only after sleeping at least six hours. If I wanted to do well on final exams, I could not have chosen a poorer way to prepare. The gods must look after the ignorant, as I usually passed.

Learning is, in its most basic sense, a matter of forming memories. The Harvard researchers' experiments showed that a person trying to learn something does not improve his or her knowledge until after he or she has had more than six hours of sleep (preferably eight). It seems the brain needs time to file new information and skills away in the proper slots so they can be retrieved later. Without enough sleep to do all this filing, new information does not get properly encoded into the brain's memory circuits.

To sort out the role of sleep in learning, the Harvard Medical School researchers used Harvard undergrads as guinea pigs. The undergraduates were trained to look for particular visual targets on a computer screen and to push a button as soon as they were sure they had seen one. At first, responses were relatively sluggish: It typically took 400 milliseconds for a target to reach a student's conscious awareness. With an hour's training, however, many students were hitting the button correctly in 75 milliseconds.

How well had they learned? When they were retested from 3 to 12 hours later on the same day, there was no further improvement past a student's best time in the training session. If the researchers let a student get a little sleep, but less than six hours, then retested the next day, the student still showed no improvement. For students who slept more



Randy Faris/Getty Images

than six hours, the story was very different. Sleep greatly improved performance. Students who achieved 75 milliseconds in the training session would reliably perform the target identification in 62 milliseconds after a good night's sleep! After several nights of ample sleep, they often got even more proficient.

Why six or eight hours and not four or five? The sort of sleeping you do at the beginning of a night's sleep and the sort you do at the end are

different, and both, it appears, are required for efficient learning.

The first two hours of sleeping are spent in deep sleep, what psychiatrists call slow wave sleep. During this time, certain brain chemicals become used up, which allows information that has been gathered during the day to flow out of the memory center of the brain, the hippocampus, and into the cortex, the outer covering of the brain, where long-term memories are stored. Like moving information in a computer from active memory to the hard drive, this process preserves experience for future reference. Without it, long-term learning cannot occur.

Over the next hours, the cortex sorts through the information it has received, distributing it to various locations and networks. Particular connections between nerve cells become strengthened as memories are preserved, a process that is thought to require the time-consuming manufacture of new proteins.

If you halt this process before it is complete, the day's memories do not get fully "transcribed," and you don't remember all that you would have, had you allowed the process to continue to completion. A few hours are just not enough time to get the job done. Four hours, the Harvard researchers estimate, is a minimum requirement.

The last two hours of a night's uninterrupted sleep are spent in rapid-eye-movement (REM) sleep. This is when dreams occur. The brain shuts down the connection to the hippocampus and runs through the data it has stored over the previous hours. This process is also important to learning, because it reinforces and strengthens the many connections between nerve cells that make up the new memory. Like a child repeating a refrain to memorize it, the brain goes over things until practice makes perfect.

That's why my college system of getting by on 3 or 4 hours of sleep during exam week and crashing for 12 hours on weekends didn't work. After a few days, all of the facts I had memorized during one of my "all-nighters" faded away. Of course, they did. I had never given them a chance to integrate properly into my memory circuits.

As I look back, I see now that how well I did on my exams probably had far less to do with how hard I studied than with how much I slept. It doesn't seem fair.

0.2 Using Your Textbook

A Textbook Is a Tool

Learning Objective 0.2.1 Describe how your text can be used to reinforce and clarify what you learn in lecture.

A student enrolled in an introductory biology course, as you are, almost never learns everything from the textbook. Your text is a tool to explain and amplify what you learn in lecture. No textbook is a substitute for attending lectures, taking notes, and studying them. Success in your biology course is like a stool with three legs: lectures, class notes, and text reading—all three are necessary. Used together, they will take you a long way toward success in the course.

When to Use Your Text While you can glance at your text at any time to refresh your memory, your use of your text should focus on providing support for the other two “legs” of course success: lectures and class notes.

Do the Assigned Reading. Many instructors assign reading from the text, reading that is supposed to be done before lecture. The timing here is very important: If you already have a general idea of what is being discussed in lecture, it is easier to follow the discussion and take better notes.

Link the Text to Your Lecture Notes. Few lectures cover exactly what is in the text, and much of what is in the text may not be covered in lecture. That said, much of what you will hear in lecture *is* covered in your text. This coverage provides you with a powerful tool to reinforce ideas and information you encounter in lecture. Text illustrations and detailed explanations can pound home an idea quickly grasped in lecture and answer any questions that might occur to you as you sort through the logic of an argument. Thus, it is absolutely essential that you follow along with your text as you recopy your lecture notes, keying your notes to the textbook as you go. Annotating your notes in this way will make them better learning tools as you study for exams later.

Review for Exams. It goes without saying that you should review your recopied lecture notes to prepare for an exam. But that is not enough. What is often missed in gearing up for an exam is the need to also review that part of the text that covers the same material. Reading the chapter again, one last time, helps place your lecture notes in perspective, so that it will be easier to remember key points when a topic explodes at you off the page of your exam.

How to Use Your Text The single most important way to use your text is to read it. As your biology course proceeds and you move through the text, read each assigned chapter all the way through at one sitting. This will give you valuable perspective. Then, guided by your lecture notes, go back through the chapter one topic at a time and focus on learning that one topic as you recopy your notes. As discussed earlier, building a bridge between text and lecture notes is a very powerful way to learn. Remember, your notes don’t take the exam, and neither does the textbook; you do, and the learning that occurs as you integrate text pages and lecture notes in your mind will go a long way toward you taking it well.

Learning Tools at Your Disposal


Learning Objective 0.2.2 Identify the assessment tools that the text provides to help you master the material.

Learning Objectives Every chapter begins by telling you precisely what each section of the chapter is attempting to teach you. Called “Learning Objectives,” these items describe what you are intended to know after studying that section. Use them. They are a road map to success in the course.

Quiz Yourself When you have finished studying a chapter of your text, it will be very important for you to be able to assess how good a job you have done. Waiting until a class exam to find out if you have mastered the key points of a chapter is neither necessary nor wise. To give you some handle on how you are doing, questions appear at the end of every chapter linked directly to the learning objectives you have encountered as you studied the chapter.

At the end of each chapter, you will find a “Test Your Understanding” section. Most of the questions on this page are not difficult and are intended as a quick check to see if you have understood the key ideas and identified essential information.

One of the easiest mistakes to make in studying a chapter is to slide over its figures as if they were simply decoration. In fact, they often illustrate key ideas and processes. Many of the end-of-chapter questions will test your understanding of what the figures within the chapter are trying to teach you. While many of the questions are multiple choice, some are not and do not test your memory but rather your understanding. While you will find some questions easier than others, all of them will make you think.



Shutterstock/Waraphorn Aphai

Let the Illustrations Teach You All introductory biology texts are rich with colorful photographs and diagrams. They are not there to decorate but to aid your comprehension of ideas and concepts. When the text refers you to a specific figure, look at it: The visual link will help you remember the idea much better than restricting yourself to cold words on a page.

Three sorts of illustrations offer particularly strong reinforcement:

Key Biological Processes. While you will be asked to learn many technical terms in this course, learning the names of things is not your key goal. Your goal is to master a small set of concepts. A few dozen key biological processes explain how organisms work

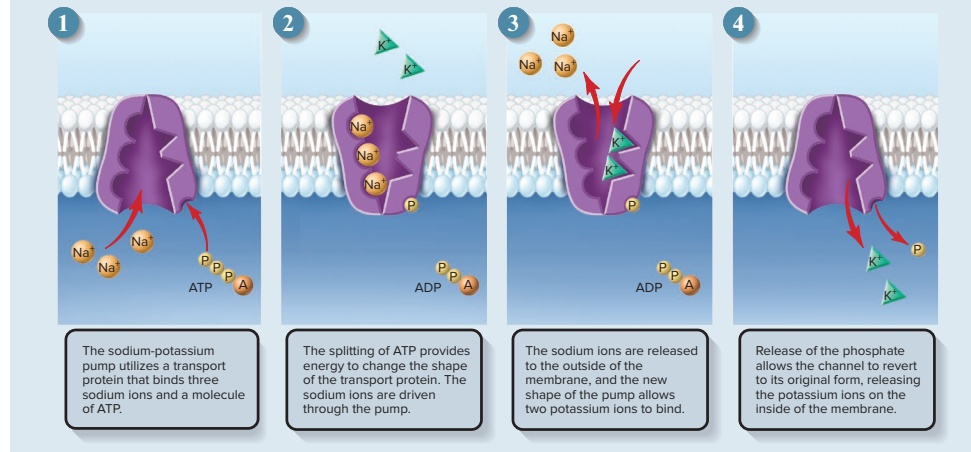
the way they do. When you have understood these processes, much of the heavy lifting in learning biology is done. Every time you encounter one of these key biological processes in the text, you will be provided with an illustration to help you better understand it. These illustrations break the process down into easily understood stages so you can grasp how the overall process works without being lost in a forest of details (**figure 0.4a**).

Bubble Links. Illustrations teach best when they are simple. Unfortunately, some of the structures and processes being illustrated just aren't simple. Every time you encounter a complex diagram in the text, it will be "predigested" for you, the individual components of the diagram each identified with a number in a colored circle, or bubble. This same number is also placed in the text narrative right where that component is discussed. These bubble links allow the text to step you through the illustration, explaining what is going on at each stage—the illustration is a feast you devour one bite at a time.

Phylum Facts. Not all of what you will learn are concepts. Sometimes you will need to soak up a lot of information, painting a picture with facts. Nowhere is this more true than when you study animal diversity. In chapter 19, you will encounter a train of animal phyla (a phylum is a major category of organisms) with which you must become familiar. In such a sea of information, what should you learn? Every time you encounter a phylum in chapter 19, you will be provided with a *Phylum Facts* illustration that selects the key bits of information about the body and lifestyle of that kind of animal (**figure 0.4b**). If you learned and understood only the items highlighted there, you would have mastered much of what you need to know.

Key Learning Outcome 0.2 Your text is a tool to reinforce and clarify what you learn in lecture. Your use of it will only be effective if coordinated with your development of recopied lecture notes.

KEY BIOLOGICAL PROCESS: Sodium-Potassium Pump

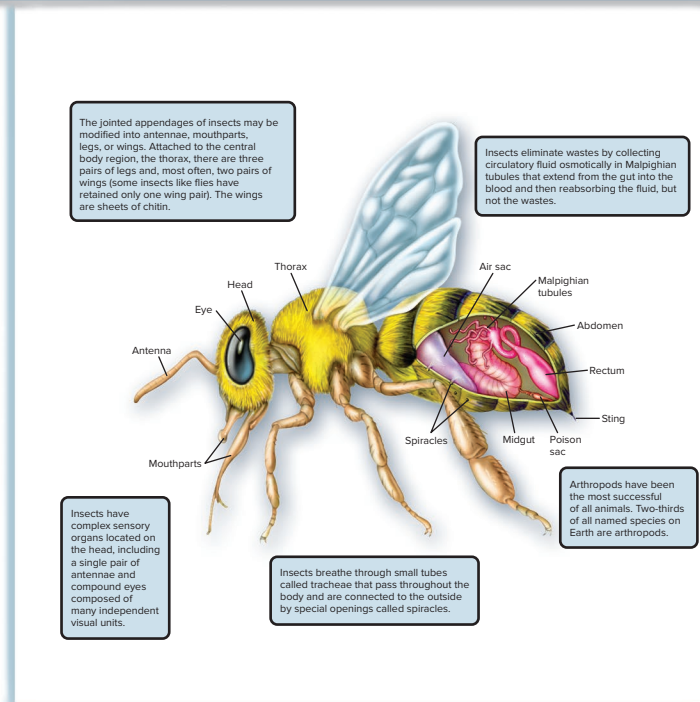
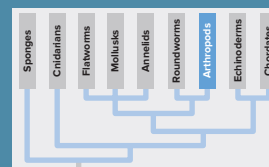


(a)

Phylum Arthropoda: Arthropods

Key Evolutionary Innovations: JOINTED APPENDAGES and EXOSKELETON

Insects and other arthropods (phylum Arthropoda) have a coelom, segmented bodies, and jointed appendages. The three body regions of an insect (head, thorax, and abdomen) are each actually composed of a number of segments that fuse during development. All arthropods have a strong exoskeleton made of chitin. One class of arthropods, the insects, has evolved wings, which permit them to fly rapidly through the air.



(b)

Figure 0.4 Visual learning tools.

(a) An example of a Key Biological Process illustration. (b) An example of a Phylum Facts illustration.